Copyright © 2019 Łukasiewicz Research Network – Institute of Industrial Organic Chemistry, Poland
Cent. Eur. J. Energ. Mater. 2019, *16*(2); DOI: 10.22211/cejem/109719
Supporting Information (SI) is available in pdf format at:
http://www.wydawnictwa.ipo.waw.pl/cejem/Vol-16-Number-2-2019/ CEJEM_00981_SI.pdf

Supporting Information

Please note:
1) The publisher is not responsible for the content of the section Supporting Information.
2) Any queries should be directed to the corresponding Author mentioned below.

Research paper

Influence of Dispersion Methods on the Mechanical, Thermal and Rheological Properties of HTPB-based Nanocomposites: Possible Binders for Composite Propellants

Kavita Ghosh*, Arvind Kumar, Shaibal Banerjee, Uma Sankar Patro, Manoj Gupta

High Energy Materials Research Laboratory

Sutarwadi, Pune 411 012, India

**E-mail:* kavita_gupta2005@rediffmail.com

Content

Figure S1. SAXS spectra of HTPB-clay nanocomposites
Figure S2. EDX analysis and their corresponding SEM images (a) nanoclay, Cloisite 30B, (b) PCN-Base, (c) PCN-3HG, SD: 0.006, (d) PCN-1HG, SD: 0.032, (e) PCN-1MG, SD: 0.105, (f) PCN-3MG, SD: 0.185
Figure S3. FTIR spectra of (a) organo modified nano clay (Cloisite-30B) (b) FTIR spectra of HTPB and HTPB-clay nanocomposites
Figure S4. Thermo Gravimetric Analysis of HTPB and HTPB-clay nanocomposites
Figure S5. Variation of (a) tensile strength and E-modulus, and (b) elongation of HTPB and HTPB-clay nanocomposites prepared by different methods
Figure S6. Variation of (a) tensile strength and E-modulus, and (b) elongation of HTPB-clay nanocomposites with varying amounts of nanoclay
Figure S7. Swelling behaviour of HTPB and HTPB-clay nanocomposites in toluene at 27 °C
Figure S8. Frequency dependence of (a) storage modulus, (b) loss modulus, (c) complex viscosity, as well as (d) comparison of storage and loss modulus of HTPB and HTPB-clay nanocomposites

Copyright © 2019 Łukasiewicz Research Network – Institute of Industrial Organic Chemistry, Poland
Cent. Eur. J. Energ. Mater. 2019, *16*(2); DOI: 10.22211/cejem/109719
Supporting Information (SI) is available in pdf format at:
http://www.wydawnictwa.ipo.waw.pl/cejem/Vol-16-Number-2-2019/ CEJEM_00981_SI.pdf

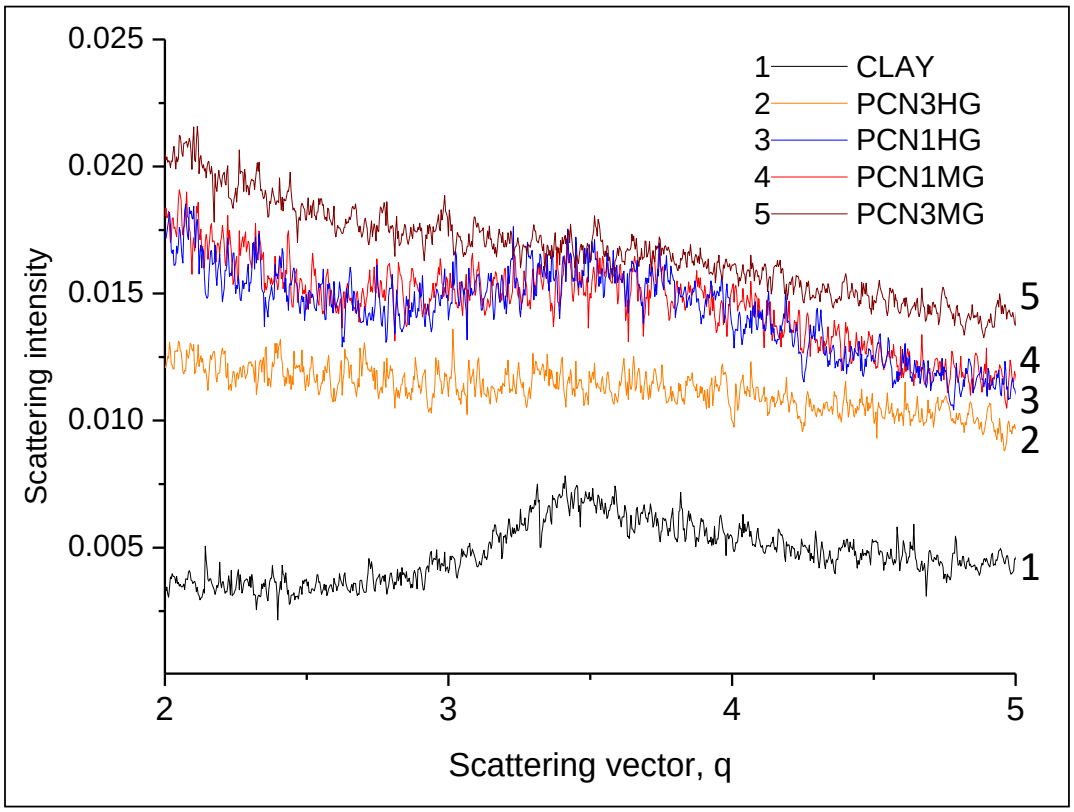

Figure S1. SAXS spectra of HTPB-clay nanocomposites

Copyright © 2019 Łukasiewicz Research Network – Institute of Industrial Organic Chemistry, Poland
Cent. Eur. J. Energ. Mater. 2019, *16*(2); DOI: 10.22211/cejem/109719
Supporting Information (SI) is available in pdf format at:
http://www.wydawnictwa.ipo.waw.pl/cejem/Vol-16-Number-2-2019/ CEJEM_00981_SI.pdf

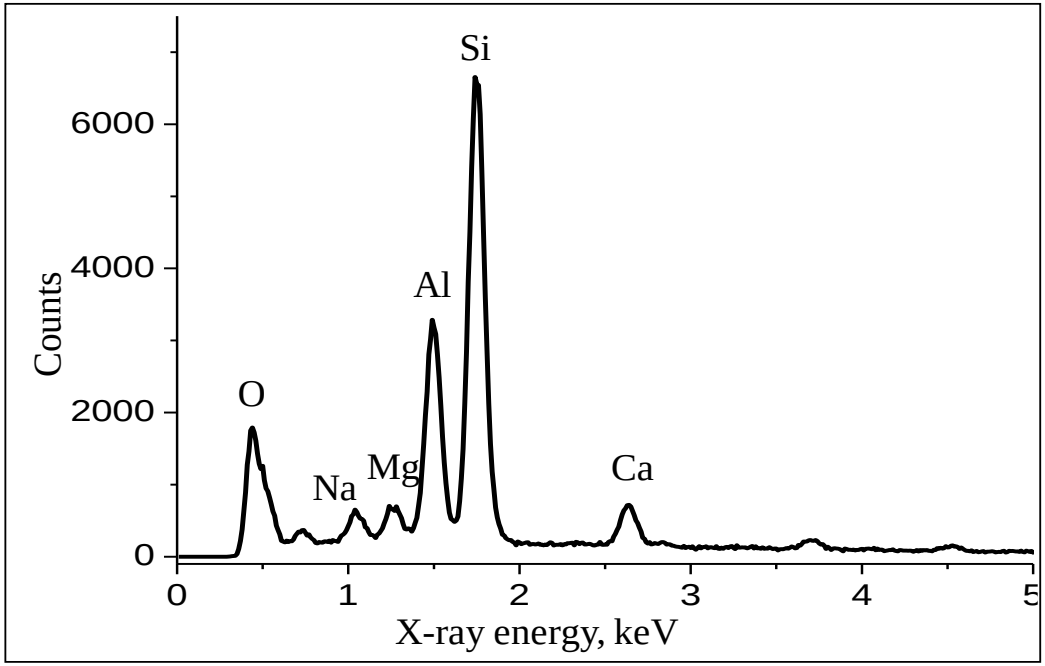



(a)

Copyright © 2019 Łukasiewicz Research Network – Institute of Industrial Organic Chemistry, Poland
Cent. Eur. J. Energ. Mater. 2019, *16*(2); DOI: 10.22211/cejem/109719
Supporting Information (SI) is available in pdf format at:
http://www.wydawnictwa.ipo.waw.pl/cejem/Vol-16-Number-2-2019/ CEJEM_00981_SI.pdf

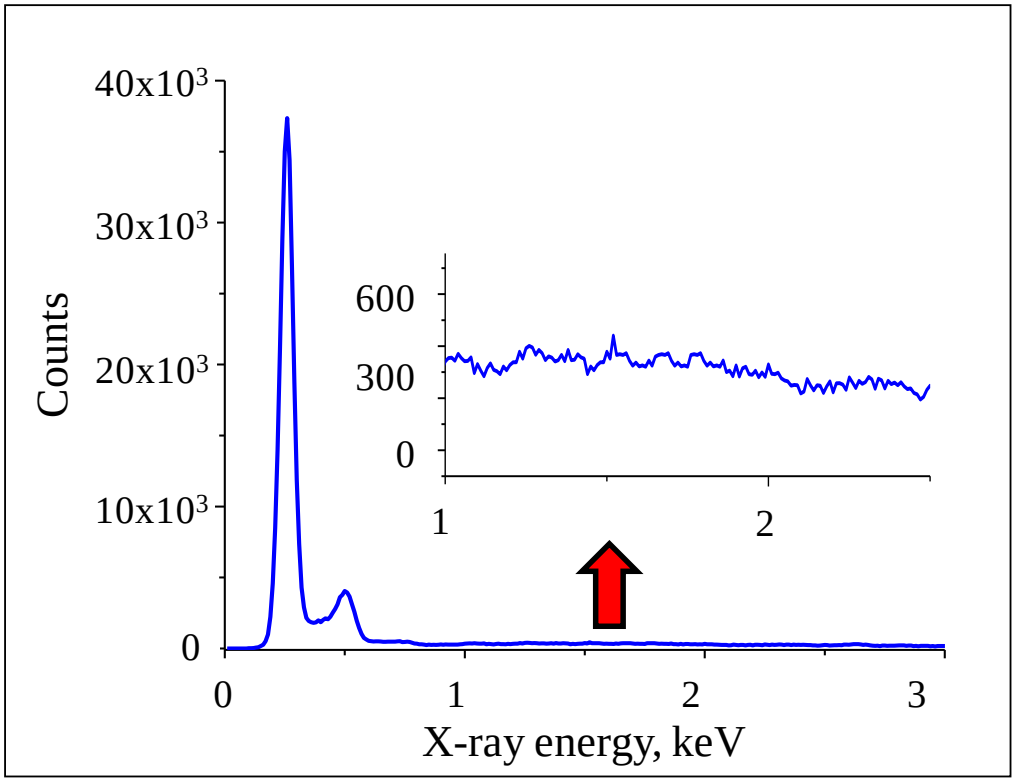



(b)

Copyright © 2019 Łukasiewicz Research Network – Institute of Industrial Organic Chemistry, Poland
Cent. Eur. J. Energ. Mater. 2019, *16*(2); DOI: 10.22211/cejem/109719
Supporting Information (SI) is available in pdf format at:
http://www.wydawnictwa.ipo.waw.pl/cejem/Vol-16-Number-2-2019/ CEJEM_00981_SI.pdf

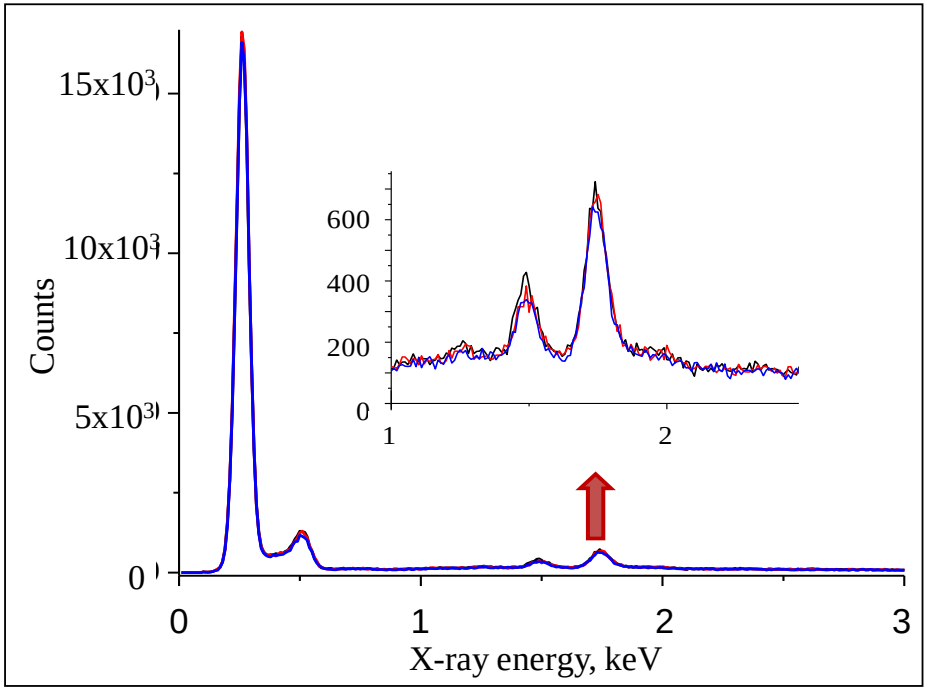



(c)

Copyright © 2019 Łukasiewicz Research Network – Institute of Industrial Organic Chemistry, Poland
Cent. Eur. J. Energ. Mater. 2019, *16*(2); DOI: 10.22211/cejem/109719
Supporting Information (SI) is available in pdf format at:
http://www.wydawnictwa.ipo.waw.pl/cejem/Vol-16-Number-2-2019/ CEJEM_00981_SI.pdf

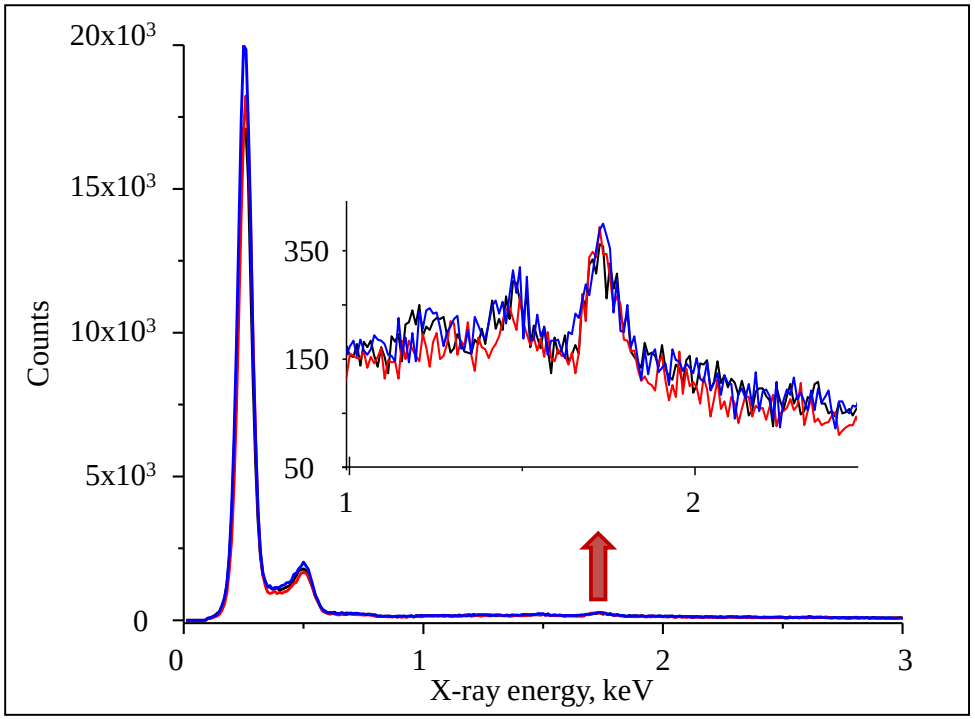



(d)

Copyright © 2019 Łukasiewicz Research Network – Institute of Industrial Organic Chemistry, Poland
Cent. Eur. J. Energ. Mater. 2019, *16*(2); DOI: 10.22211/cejem/109719
Supporting Information (SI) is available in pdf format at:
http://www.wydawnictwa.ipo.waw.pl/cejem/Vol-16-Number-2-2019/ CEJEM_00981_SI.pdf

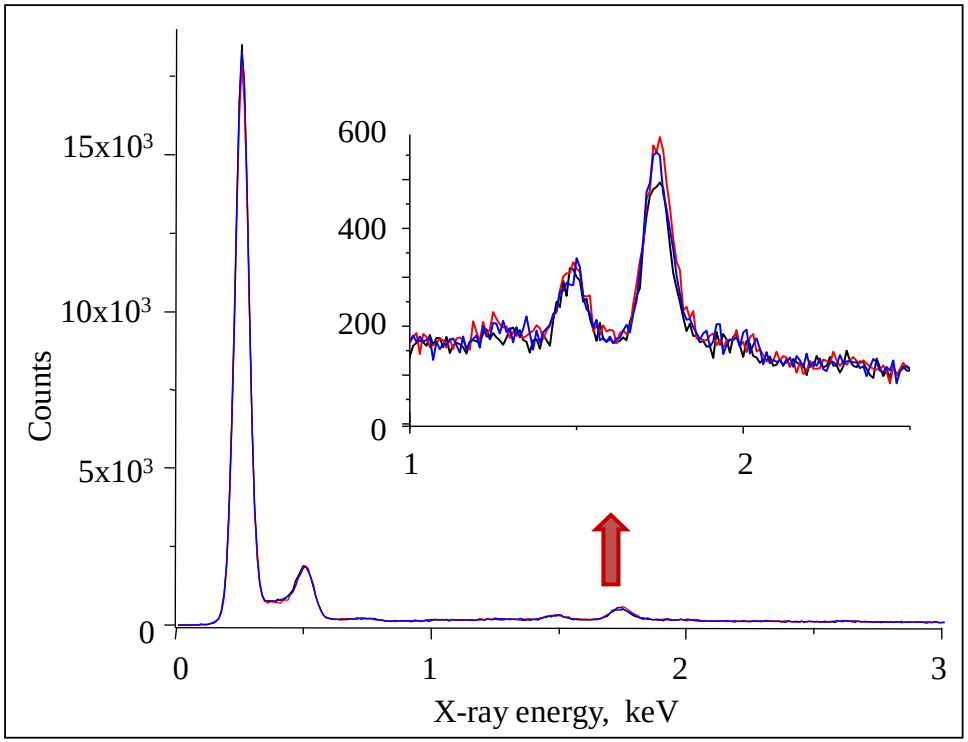



(e)

Copyright © 2019 Łukasiewicz Research Network – Institute of Industrial Organic Chemistry, Poland
Cent. Eur. J. Energ. Mater. 2019, *16*(2); DOI: 10.22211/cejem/109719
Supporting Information (SI) is available in pdf format at:
http://www.wydawnictwa.ipo.waw.pl/cejem/Vol-16-Number-2-2019/ CEJEM_00981_SI.pdf

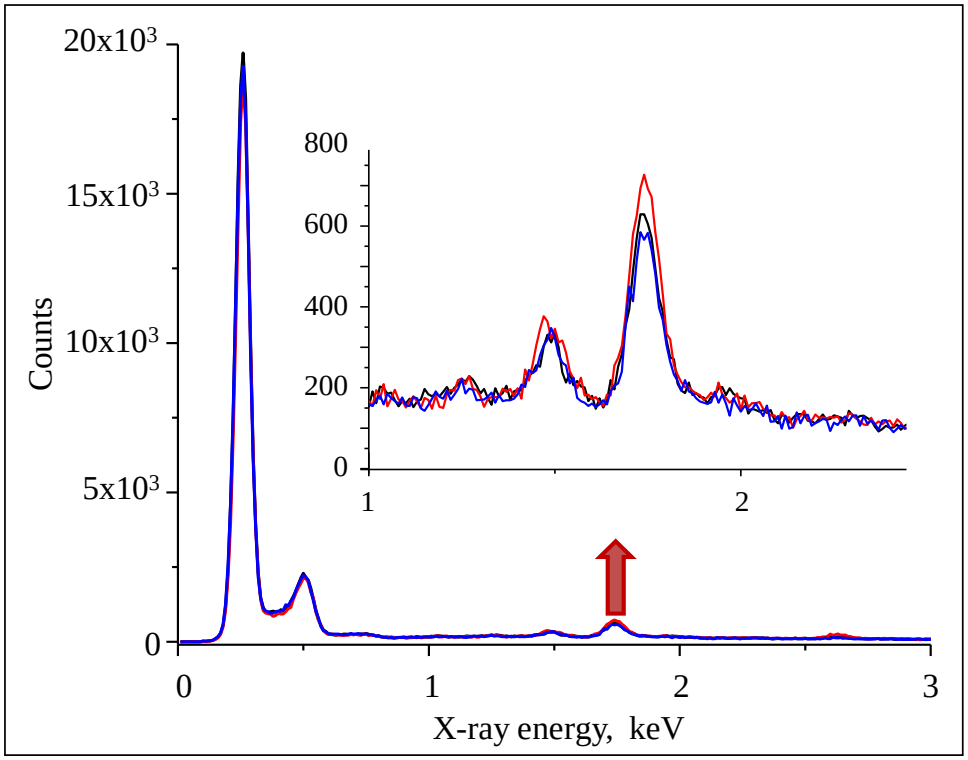



(f)

Figure S2. EDX analysis and their corresponding SEM images (a) nanoclay, Cloisite 30B, (b) PCN-Base, (c) PCN-3HG, SD: 0.006, (d) PCN-1HG, SD: 0.032, (e) PCN-1MG, SD: 0.105, (f) PCN-3MG, SD: 0.185

Copyright © 2019 Łukasiewicz Research Network – Institute of Industrial Organic Chemistry, Poland
Cent. Eur. J. Energ. Mater. 2019, *16*(2); DOI: 10.22211/cejem/109719
Supporting Information (SI) is available in pdf format at:
http://www.wydawnictwa.ipo.waw.pl/cejem/Vol-16-Number-2-2019/ CEJEM_00981_SI.pdf

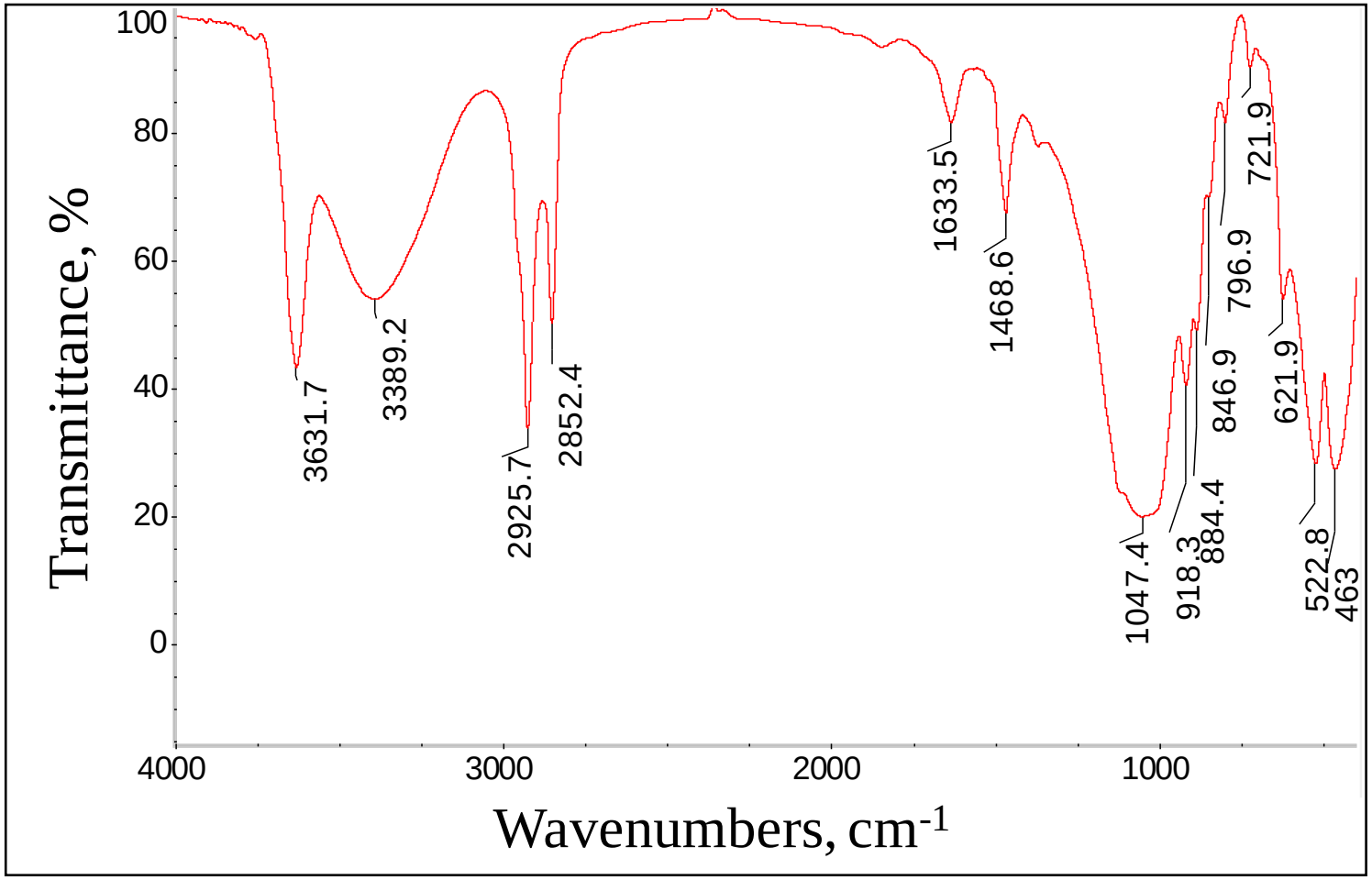

(a)

Copyright © 2019 Łukasiewicz Research Network – Institute of Industrial Organic Chemistry, Poland
Cent. Eur. J. Energ. Mater. 2019, *16*(2); DOI: 10.22211/cejem/109719
Supporting Information (SI) is available in pdf format at:
http://www.wydawnictwa.ipo.waw.pl/cejem/Vol-16-Number-2-2019/ CEJEM_00981_SI.pdf

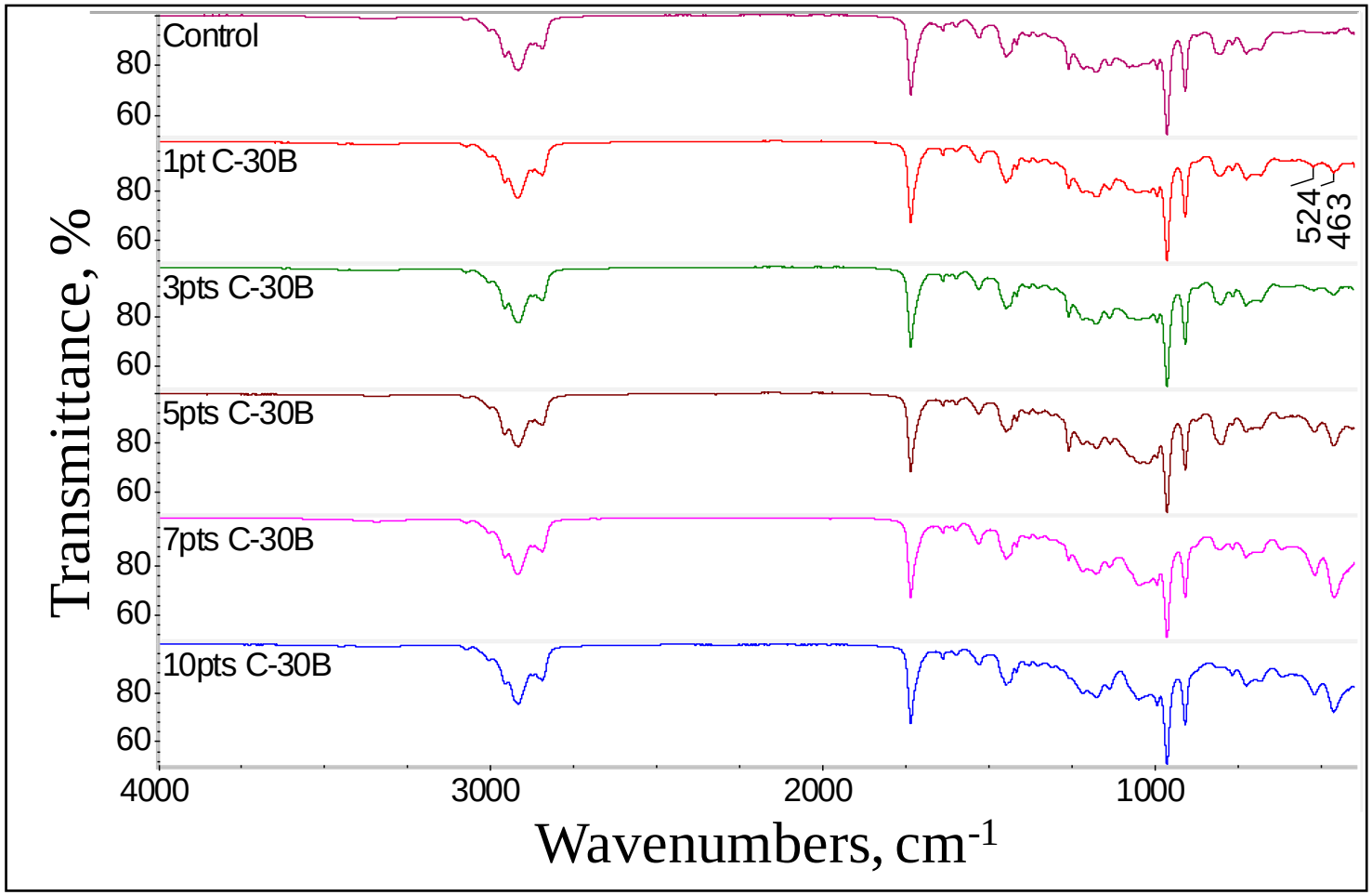

(b)

Figure S3. FTIR spectra of (a) organo modified nano clay (Cloisite-30B) (b) FTIR spectra of HTPB and HTPB-clay nanocomposites

Copyright © 2019 Łukasiewicz Research Network – Institute of Industrial Organic Chemistry, Poland
Cent. Eur. J. Energ. Mater. 2019, *16*(2); DOI: 10.22211/cejem/109719
Supporting Information (SI) is available in pdf format at:
http://www.wydawnictwa.ipo.waw.pl/cejem/Vol-16-Number-2-2019/ CEJEM_00981_SI.pdf

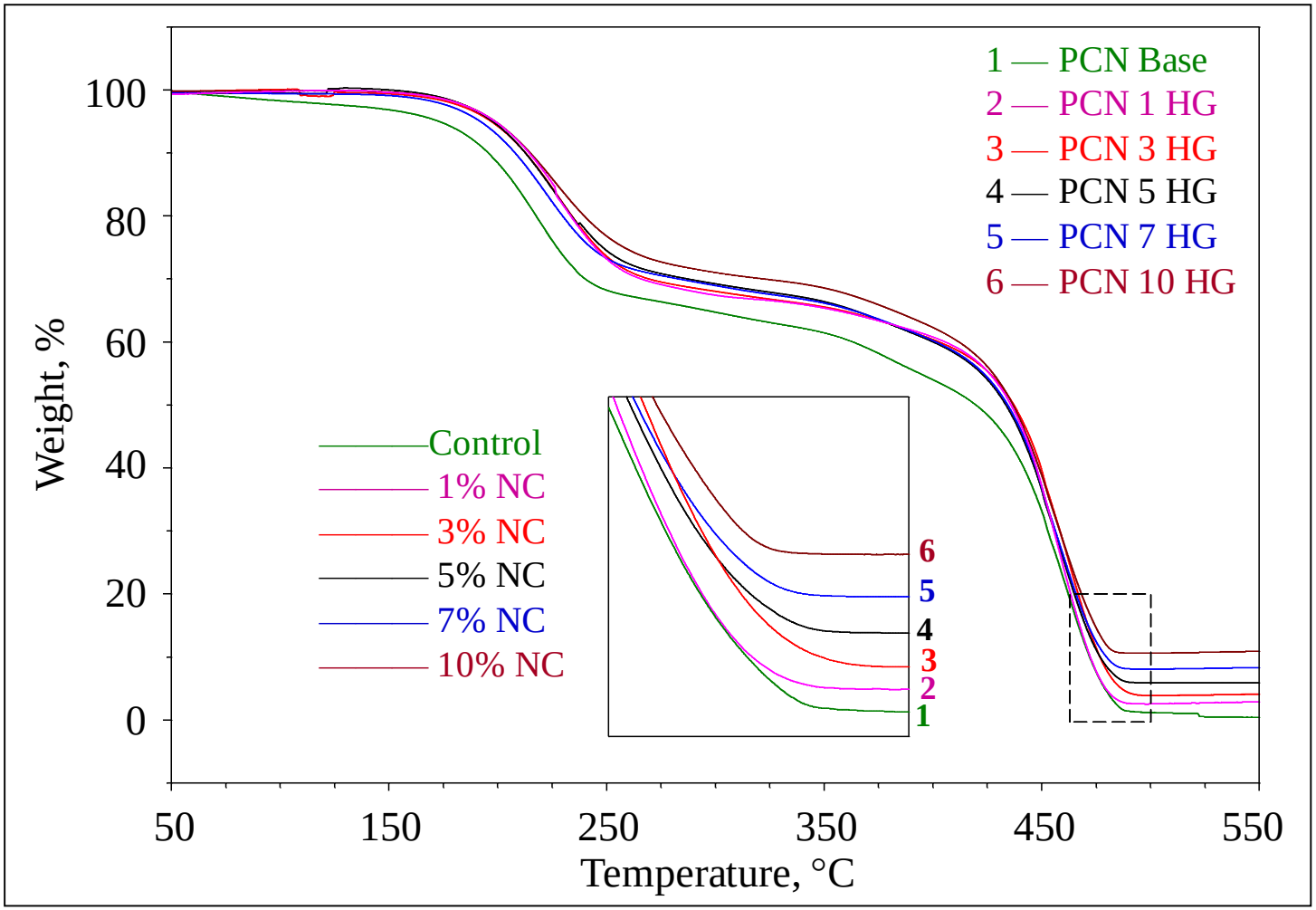

Figure S4. Thermo Gravimetric Analysis of HTPB and HTPB-clay nanocomposites

Copyright © 2019 Łukasiewicz Research Network – Institute of Industrial Organic Chemistry, Poland
Cent. Eur. J. Energ. Mater. 2019, *16*(2); DOI: 10.22211/cejem/109719
Supporting Information (SI) is available in pdf format at:
http://www.wydawnictwa.ipo.waw.pl/cejem/Vol-16-Number-2-2019/ CEJEM_00981_SI.pdf

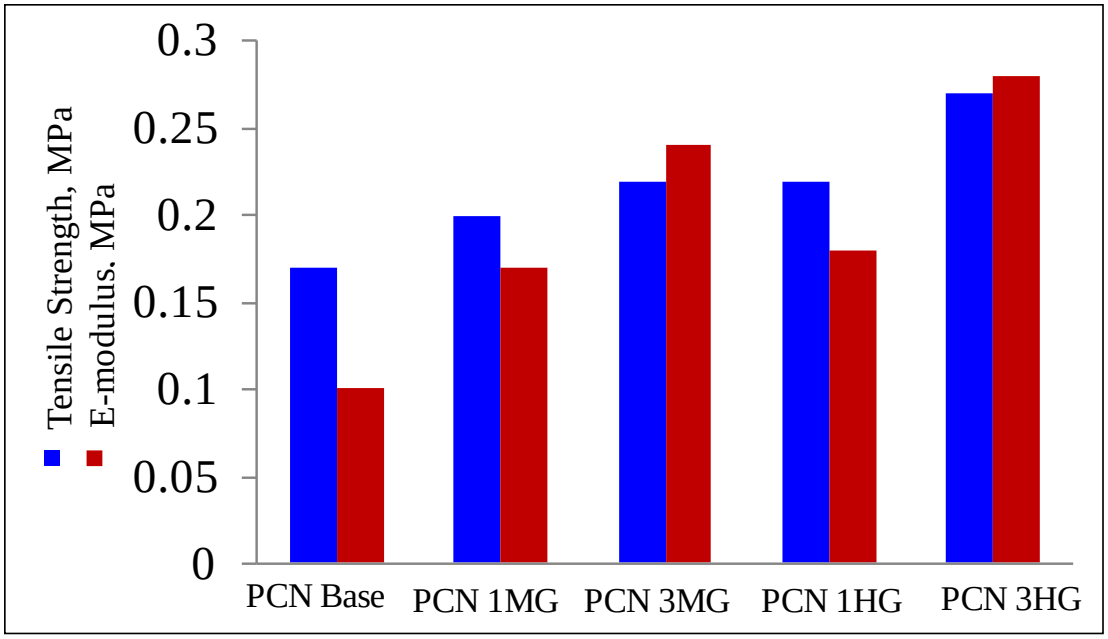

(a)

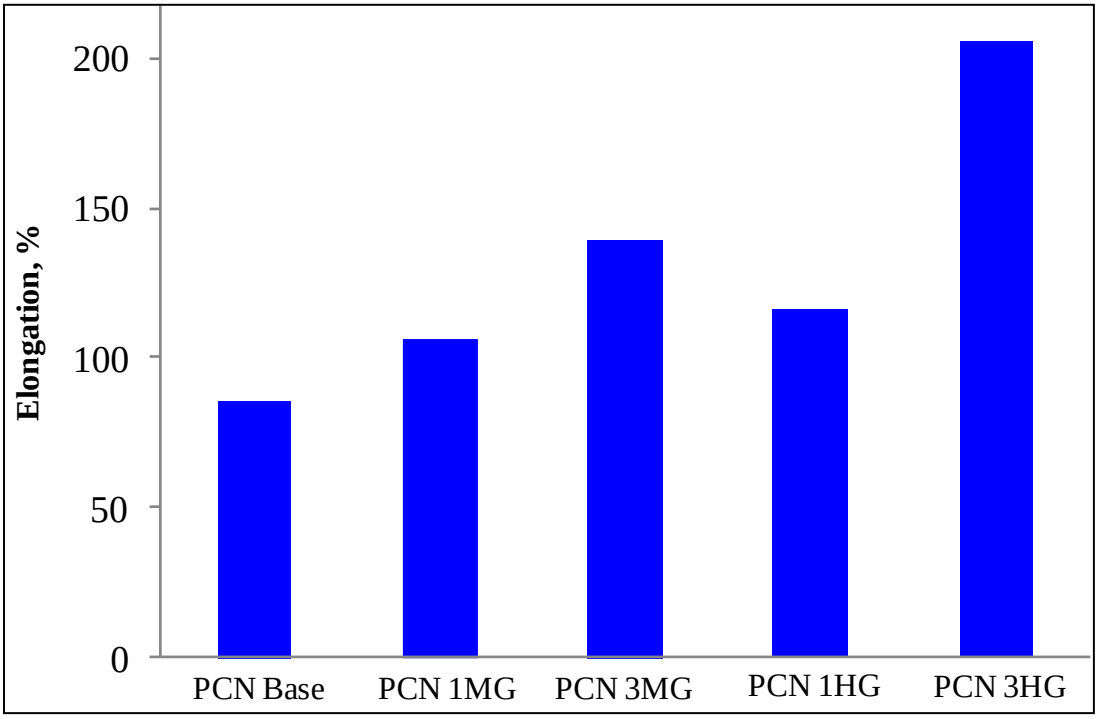

(b)

Figure S5. Variation of (a) tensile strength and E-modulus, and (b) elongation of HTPB and HTPB-clay nanocomposites prepared by different methods

Copyright © 2019 Łukasiewicz Research Network – Institute of Industrial Organic Chemistry, Poland
Cent. Eur. J. Energ. Mater. 2019, *16*(2); DOI: 10.22211/cejem/109719
Supporting Information (SI) is available in pdf format at:
http://www.wydawnictwa.ipo.waw.pl/cejem/Vol-16-Number-2-2019/ CEJEM_00981_SI.pdf

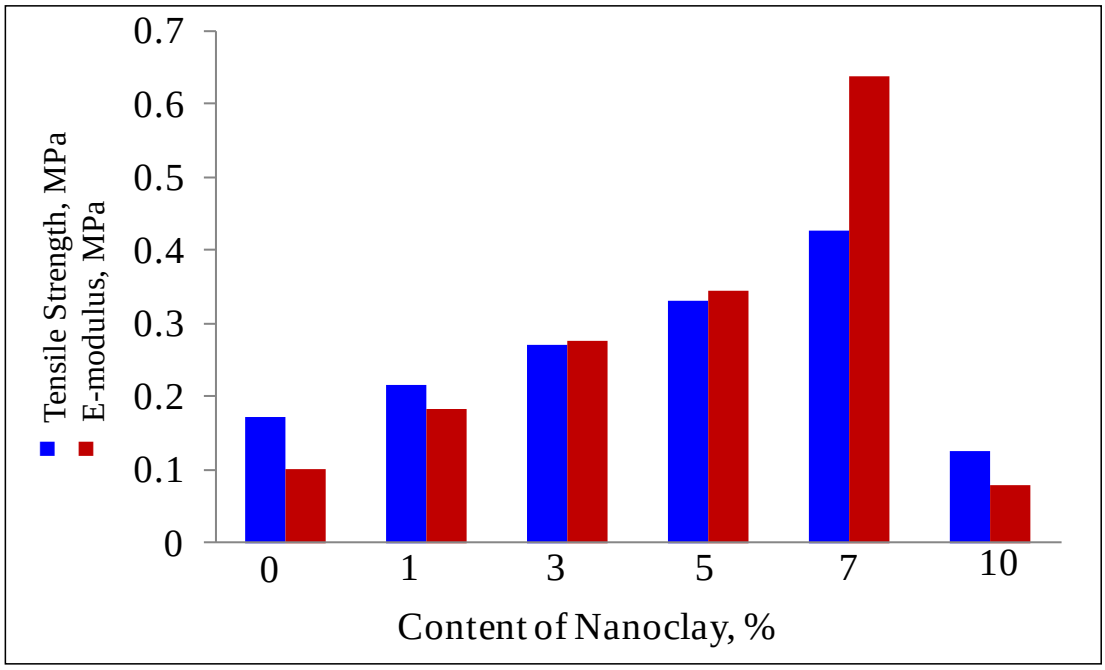

(a)

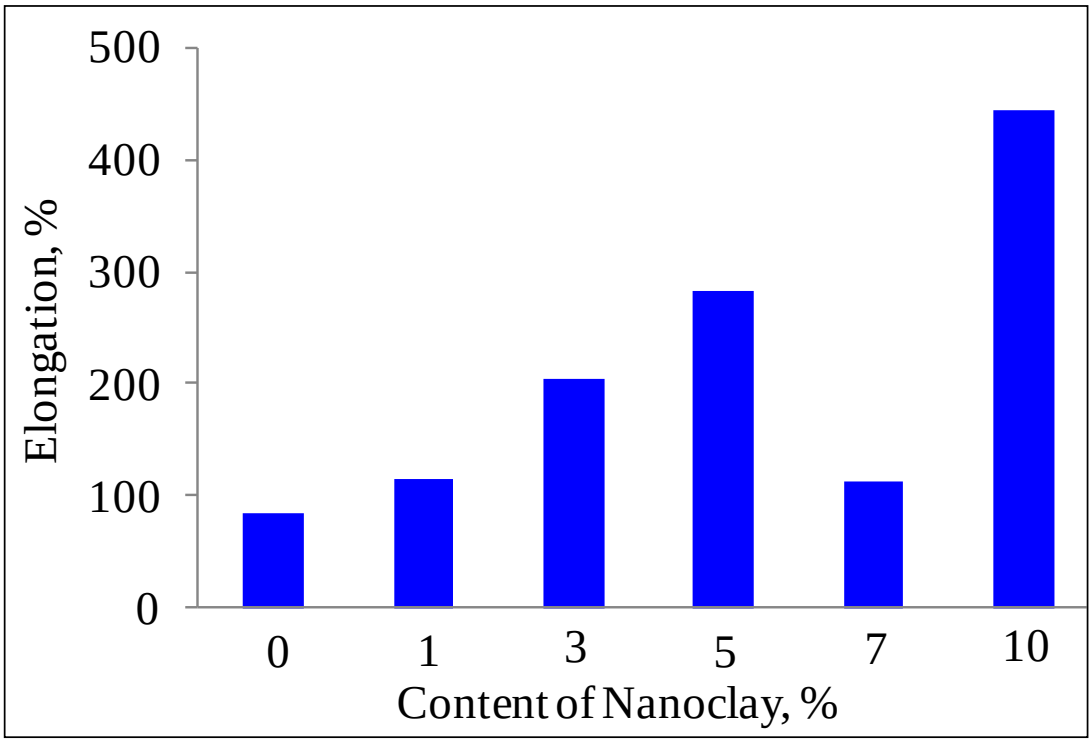

(b)

Figure S6. Variation of (a) tensile strength and E-modulus, and (b) elongation of HTPB-clay nanocomposites with varying amounts of nanoclay

Copyright © 2019 Łukasiewicz Research Network – Institute of Industrial Organic Chemistry, Poland
Cent. Eur. J. Energ. Mater. 2019, *16*(2); DOI: 10.22211/cejem/109719
Supporting Information (SI) is available in pdf format at:
http://www.wydawnictwa.ipo.waw.pl/cejem/Vol-16-Number-2-2019/ CEJEM_00981_SI.pdf

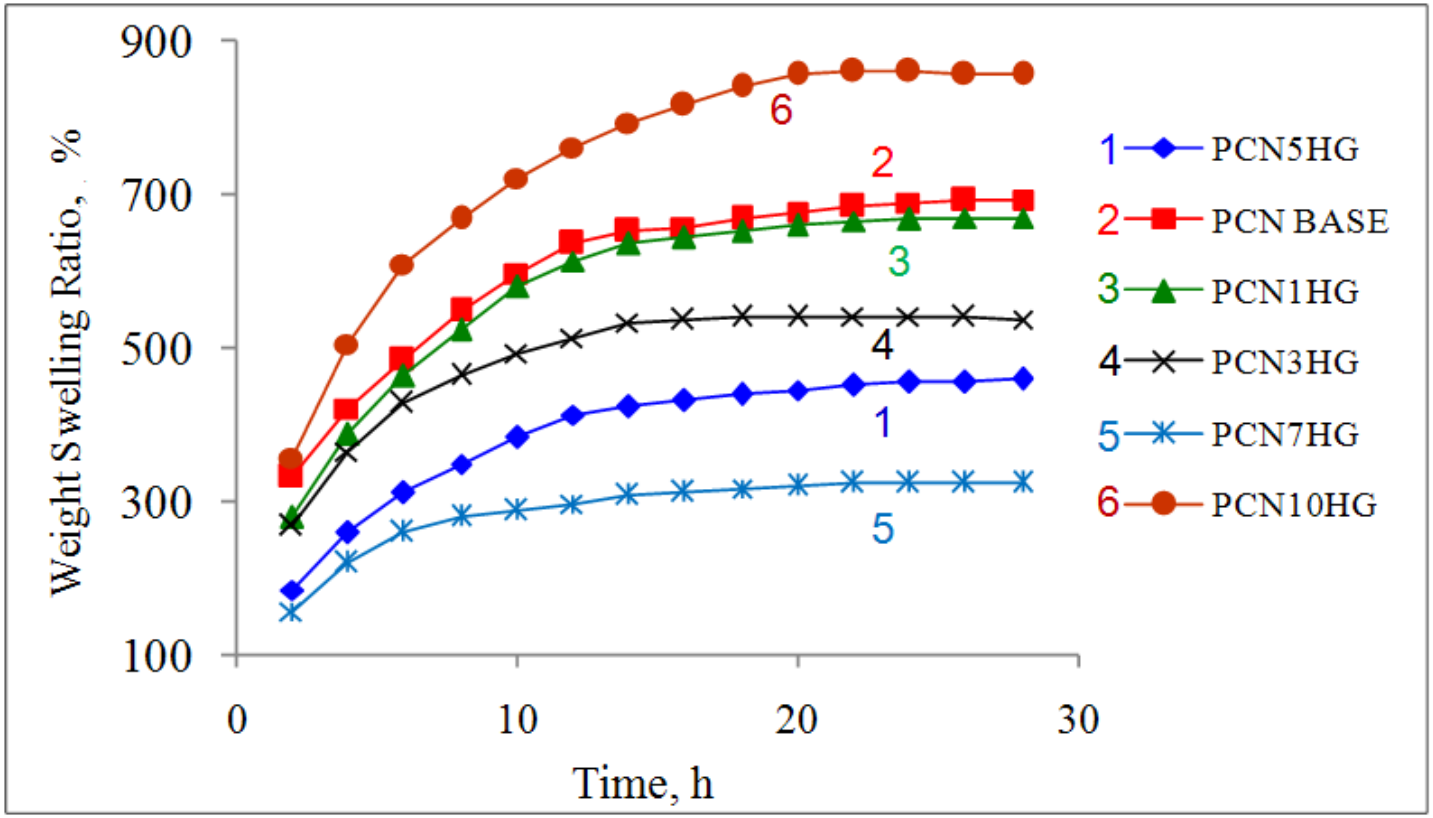

Figure S7. Swelling behaviour of HTPB and HTPB-clay nanocomposites in toluene at 27 °C

Copyright © 2019 Łukasiewicz Research Network – Institute of Industrial Organic Chemistry, Poland
Cent. Eur. J. Energ. Mater. 2019, *16*(2); DOI: 10.22211/cejem/109719
Supporting Information (SI) is available in pdf format at:
http://www.wydawnictwa.ipo.waw.pl/cejem/Vol-16-Number-2-2019/ CEJEM_00981_SI.pdf

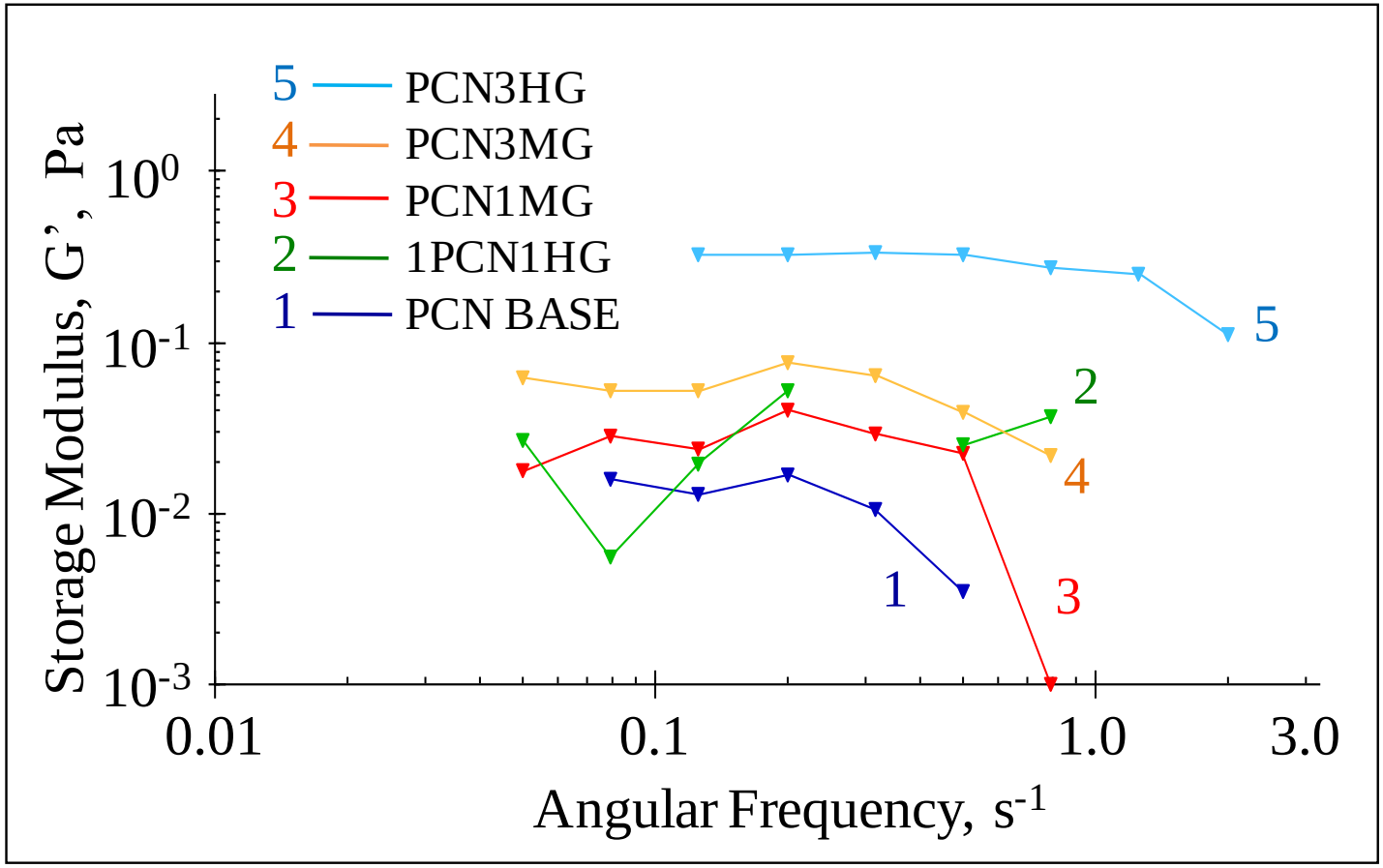

(a)

Copyright © 2019 Łukasiewicz Research Network – Institute of Industrial Organic Chemistry, Poland
Cent. Eur. J. Energ. Mater. 2019, *16*(2); DOI: 10.22211/cejem/109719
Supporting Information (SI) is available in pdf format at:
http://www.wydawnictwa.ipo.waw.pl/cejem/Vol-16-Number-2-2019/ CEJEM_00981_SI.pdf

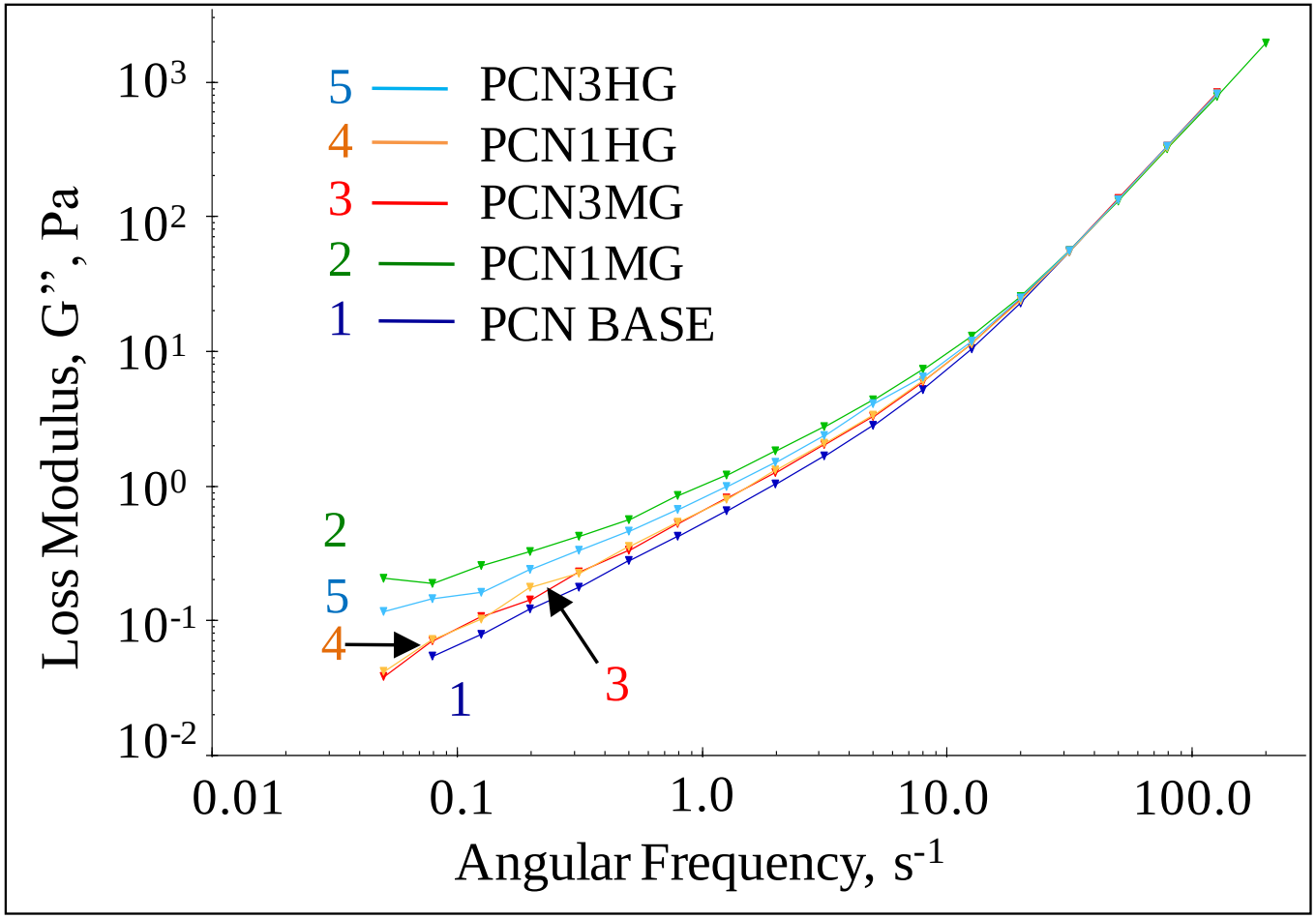

(b)

Copyright © 2019 Łukasiewicz Research Network – Institute of Industrial Organic Chemistry, Poland
Cent. Eur. J. Energ. Mater. 2019, *16*(2); DOI: 10.22211/cejem/109719
Supporting Information (SI) is available in pdf format at:
http://www.wydawnictwa.ipo.waw.pl/cejem/Vol-16-Number-2-2019/ CEJEM_00981_SI.pdf

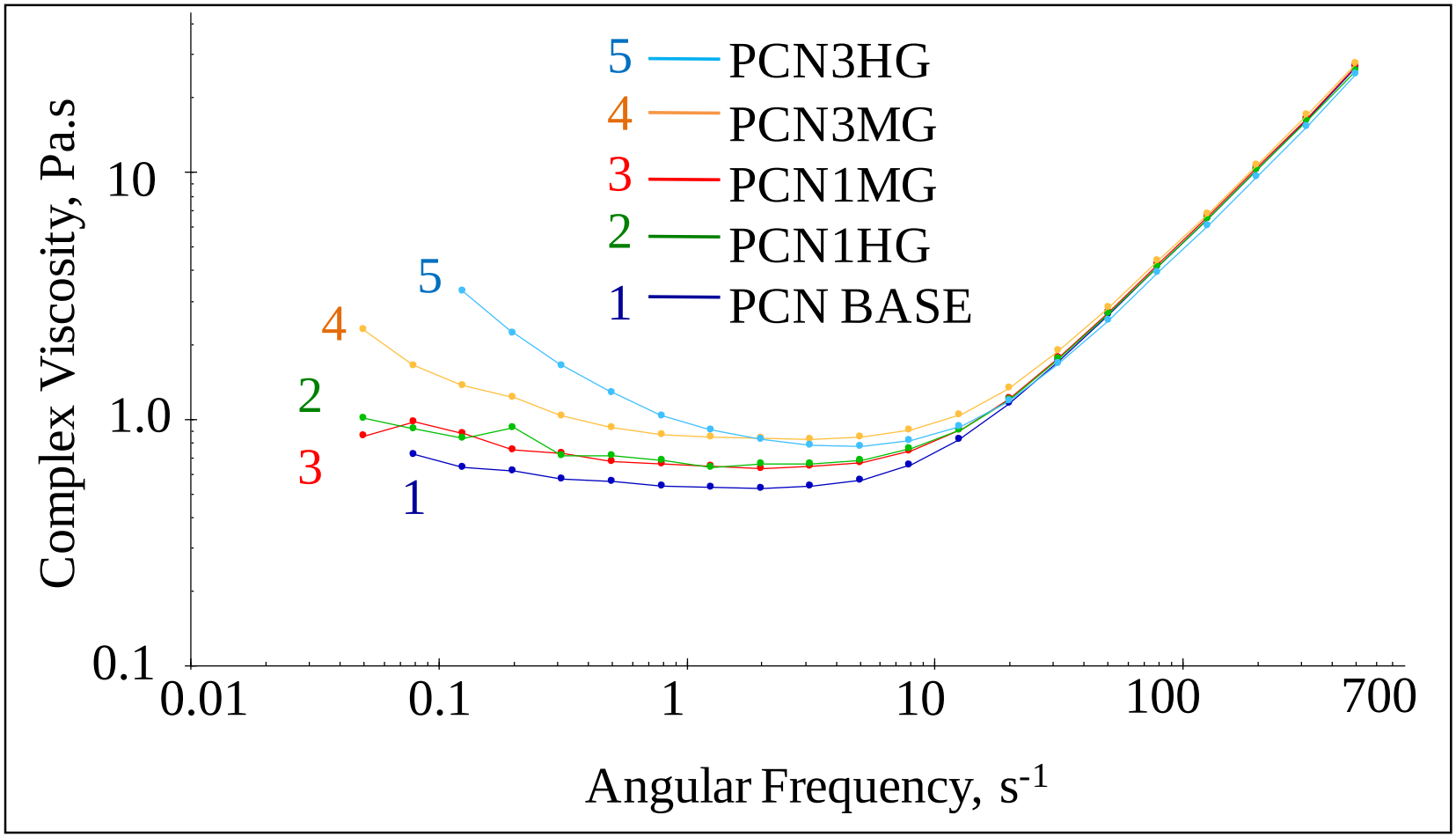

(c)

Copyright © 2019 Łukasiewicz Research Network – Institute of Industrial Organic Chemistry, Poland
Cent. Eur. J. Energ. Mater. 2019, *16*(2); DOI: 10.22211/cejem/109719
Supporting Information (SI) is available in pdf format at:
http://www.wydawnictwa.ipo.waw.pl/cejem/Vol-16-Number-2-2019/ CEJEM_00981_SI.pdf

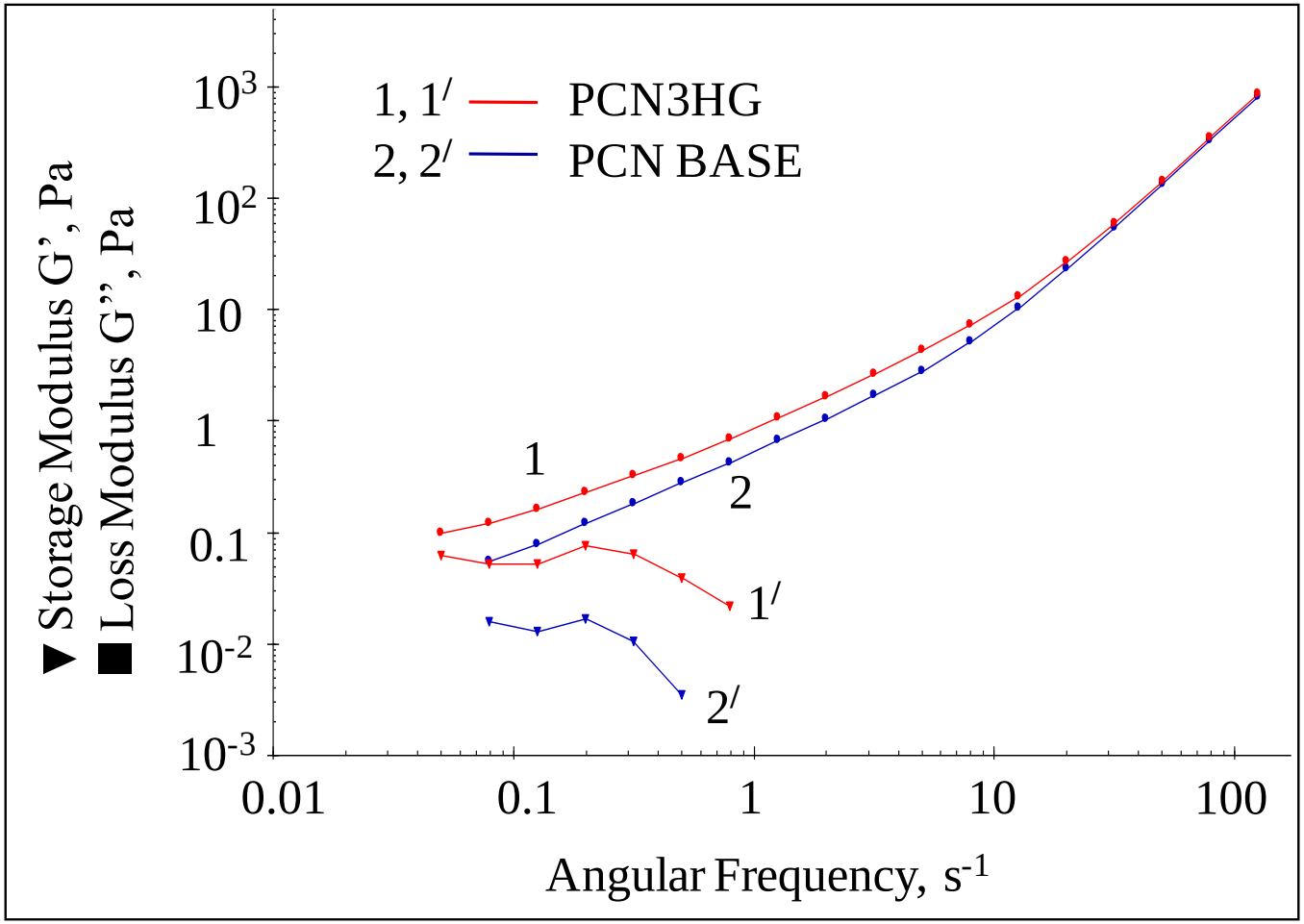

(d)

Figure S8. Frequency dependence of (a) storage modulus, (b) loss modulus, (c) complex viscosity, as well as (d) comparison of storage and loss modulus of HTPB and HTPB-clay nanocomposites

Copyright © 2019 Łukasiewicz Research Network – Institute of Industrial Organic Chemistry, Poland
Cent. Eur. J. Energ. Mater. 2019, *16*(2); DOI: 10.22211/cejem/109719
Supporting Information (SI) is available in pdf format at:
http://www.wydawnictwa.ipo.waw.pl/cejem/Vol-16-Number-2-2019/ CEJEM_00981_SI.pdf

Received: September 22, 2018

First published online: June 27, 2019